



# QUAL É O DIFERENTE?

Circule a imagem que é diferente do conjunto.

1.




2.



3.






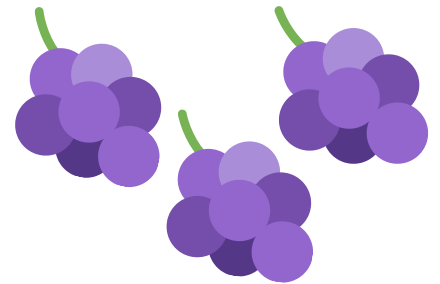





4.



# QUAL É O DIFERENTE?


Circule a imagem que é diferente do conjunto.




# QUAL É O DIFERENTE?

Circule a imagem que é diferente do conjunto.


1.




2.



3.











4.



# QUAL É O DIFERENTE?

Circule a imagem que é diferente do conjunto.



Mais recursos  
**EDUCATIVOS EM**

**educlub**

[www.educlub.com.br](http://www.educlub.com.br)