









## O SOM DO NARIZ (TIL ~)

Fale o nome das figuras tapando o nariz. Se o som "vibrar" no nariz, a palavra tem Til. Pinte apenas essas figuras.

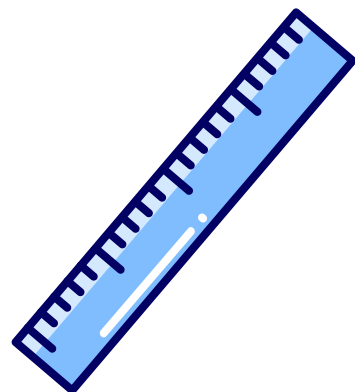




# GRAMPO DA VOVÓ VS. CHAPÉU DO VOVÔ

O acento Agudo (´) deixa o som aberto (Vovó). O Circunflexo (^) deixa o som fechado (Vovô). Ligue as imagens ao acento certo.

( ´ )

( ^ )










## RECORTE E CLASSIFIQUE

Recorte palavras de revistas ou jornais e cole-as em três colunas no seu caderno:

<b>TIL</b>	<b>AGUDO</b>	<b>CIRCUNFLEXO</b>

# AUTODITADO ILUSTRADO

Escreva o nome das figuras abaixo e não esqueça do acento!



Mais recursos  
**EDUCATIVOS EM**

**educlub**