

Atividades de Natal



Nome: _____

Contagem regressiva para o Natal



1



2



3



4



5



6




7



8



9



10




11



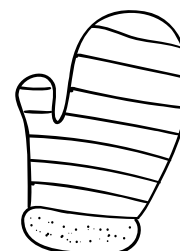
12




13




14



15




16




17



18




19




20



21



22



23




24








25

Colorir cada parte do desenho segundo a cor indicada no lápis.



Escreva as letras que faltam para completar o alfabeto.
Divirta-se nesta temporada de Natal!



Leia e escreva as palavras nos espaços corretos:

Papai Noel - presente - meias - árvore



Blank writing area with three horizontal lines (top, dashed middle, bottom) for labeling the Christmas tree.

Blank writing area with three horizontal lines (top, dashed middle, bottom) for labeling Santa Claus.



Blank writing area with three horizontal lines (top, dashed middle, bottom) for labeling the stocking.










Blank writing area with three horizontal lines (top, dashed middle, bottom) for labeling the gift box.

Observe a figura e escreva uma frase.




Four sets of handwriting practice lines, each consisting of a solid top line, a dashed middle line, and a solid bottom line.

Circule o objeto diferente em cada linha.



Conte o número de enfeites que há na árvore de Natal e escreva abaixo:



----- ENFEITES

Pratique a escrita das palavras:



Three horizontal lines for handwriting practice: a solid top line, a dashed middle line, and a solid bottom line.



Three horizontal lines for handwriting practice: a solid top line, a dashed middle line, and a solid bottom line.



Three horizontal lines for handwriting practice: a solid top line, a dashed middle line, and a solid bottom line.




Three horizontal lines for handwriting practice: a solid top line, a dashed middle line, and a solid bottom line.




Three horizontal lines for handwriting practice: a solid top line, a dashed middle line, and a solid bottom line.

Conte e pinte o número de objetos indicados em cada linha.


2



5




3




1




6



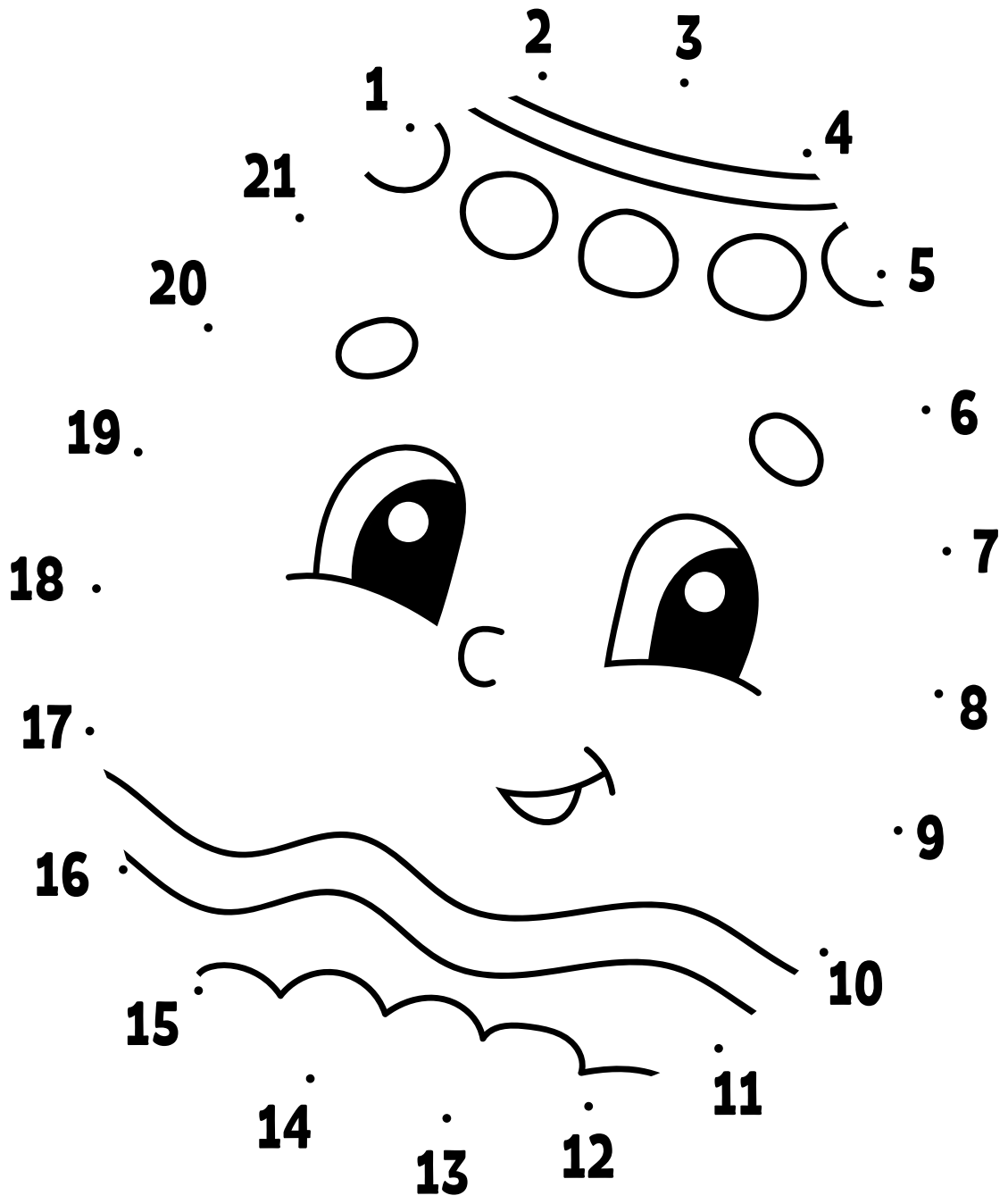
7



4




Ligue os pontos para completar o desenho. Depois colora.



Quantos objetos há? Conte e escreva o valor abaixo:



















Conte os objetos e pinte o número correto.


	<p>1</p> <p>2</p> <p>3</p>		<p>6</p> <p>7</p> <p>8</p>
	<p>3</p> <p>4</p> <p>5</p>		<p>5</p> <p>6</p> <p>8</p>
	<p>4</p> <p>5</p> <p>6</p>		<p>8</p> <p>9</p> <p>10</p>

Qual o resultado da soma?


5 +



3 +



1 +



7 +



6 +



Labirinto do Papai Noel

