


ATIVIDADES DO DIA DAS CRIANÇAS


Super Kit com +30 ideias educativas



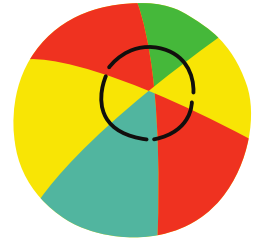
BRINQUEDOS



BARCO



BICICLETA



BOLA




PÁSSARO




CARRINHO




BONECA



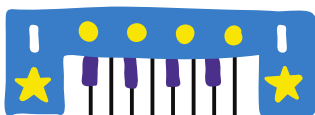
CORDA



AVIÃO




DINOSSAURO



PIANO




TELEFONE



URSIONHO

BRINQUEDOS




PATO



UNICÓRNIO



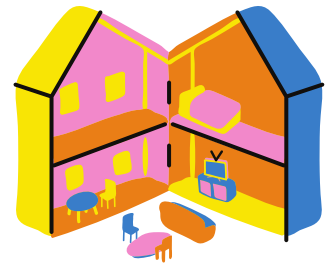
CAMINHÃO



SKATE




PIÃO




CASINHA DE BONECA



ESTRELA




FOGUETE




XILOFONE



CARRINHO DE BONECA



ROBÔ

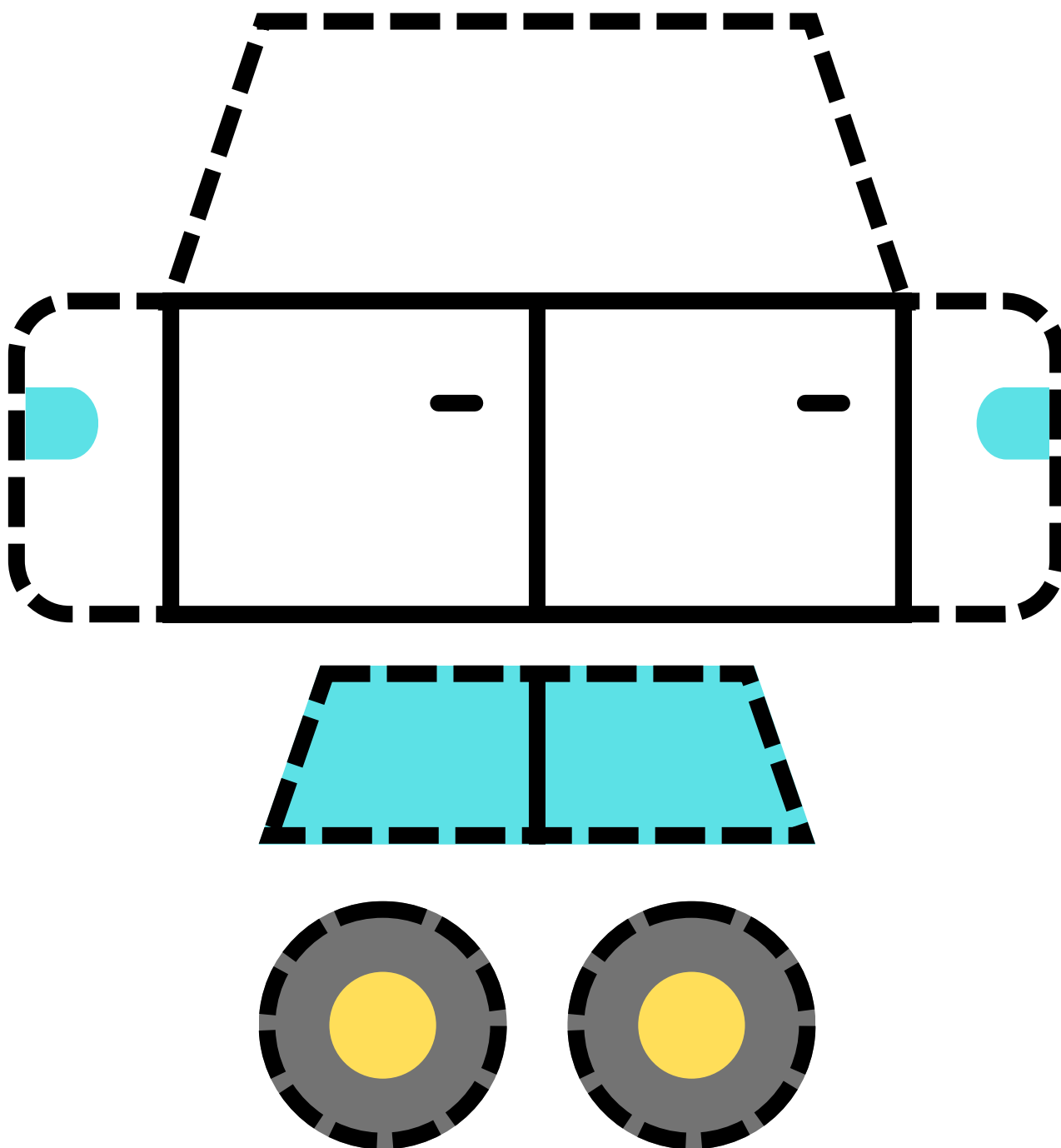


CAVALINHO

Desenhe seu brinquedo preferido.

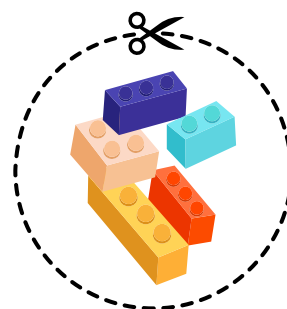



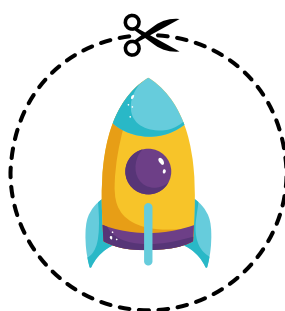


CARRINHO

Recorte e cole as partes para dar forma a um carrinho de brinquedo.



CAIXA DE BRINQUEDOS

Dos brinquedos abaixo, recorte aqueles que você mais gosta e cole-os na caixa.



DE QUEM É O BRINQUEDO?

TRACE O CAMINHO E DESCUBRA.




MAX



LUCY










TOM







Relacionar sombras



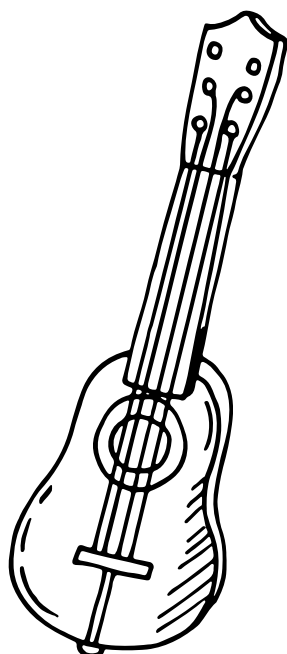


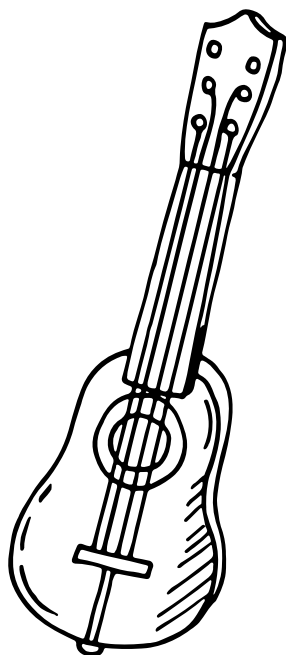

Uma o brinquedo à sua sombra.










Compare os dois grupos de brinquedos. Circule aquele que falta no segundo grupo.



Compare os dois grupos de brinquedos. Circule aquele que falta no segundo grupo.




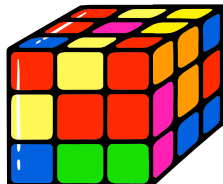




Compare os dois grupos de brinquedos. Circule aquele que falta no segundo grupo.






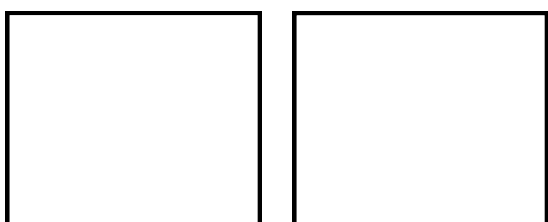

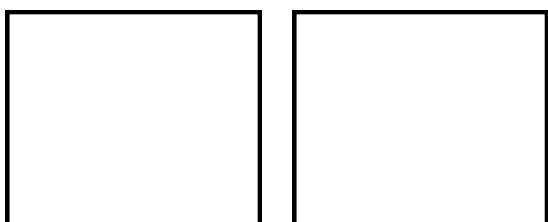
Recorte e cole as figuras no grupo correto.

brinquedos


lanches



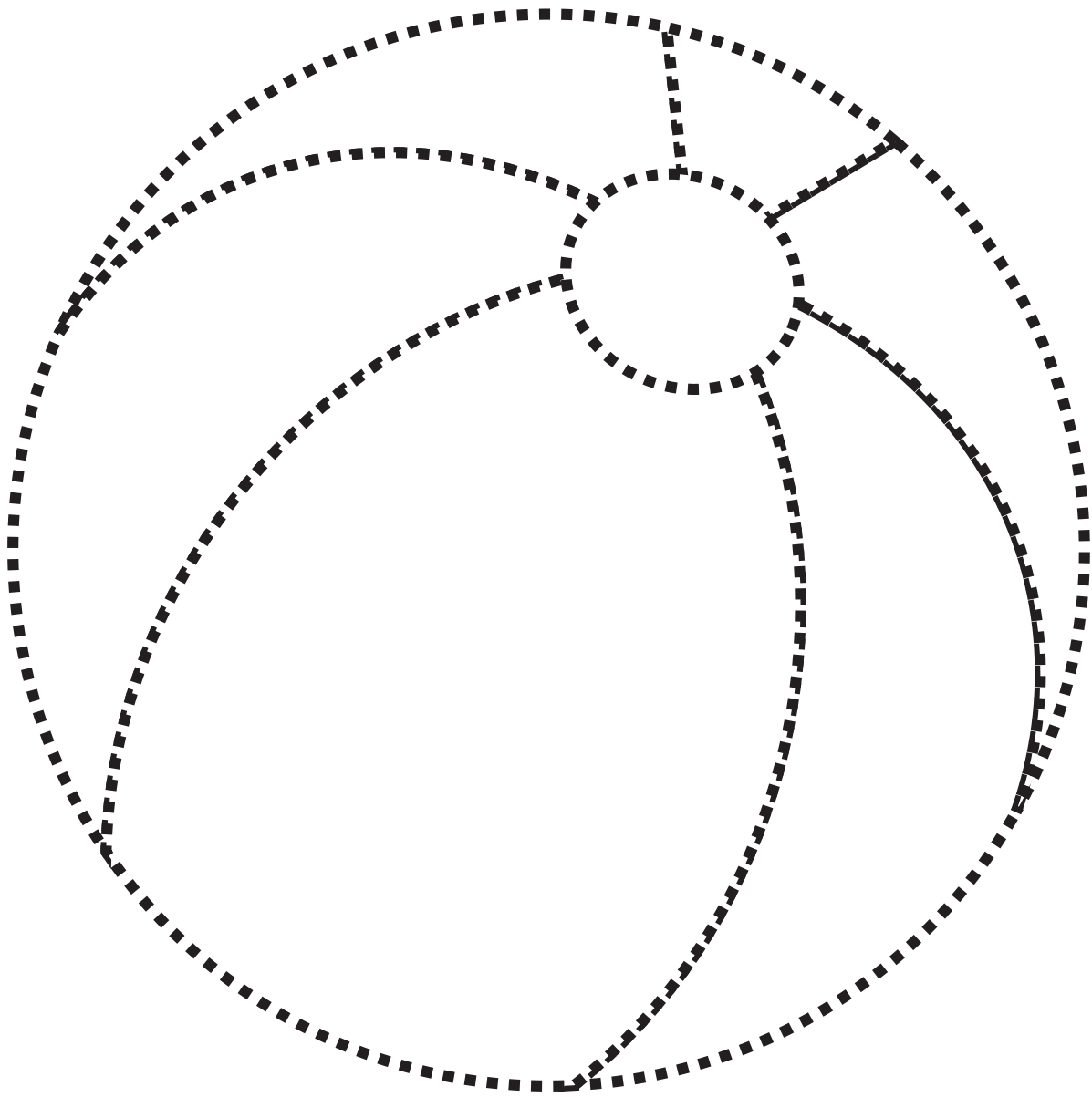
Recorte e cole as figuras no grupo adequado.



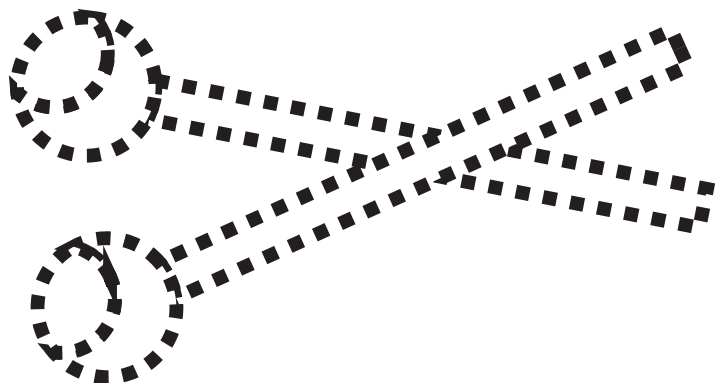
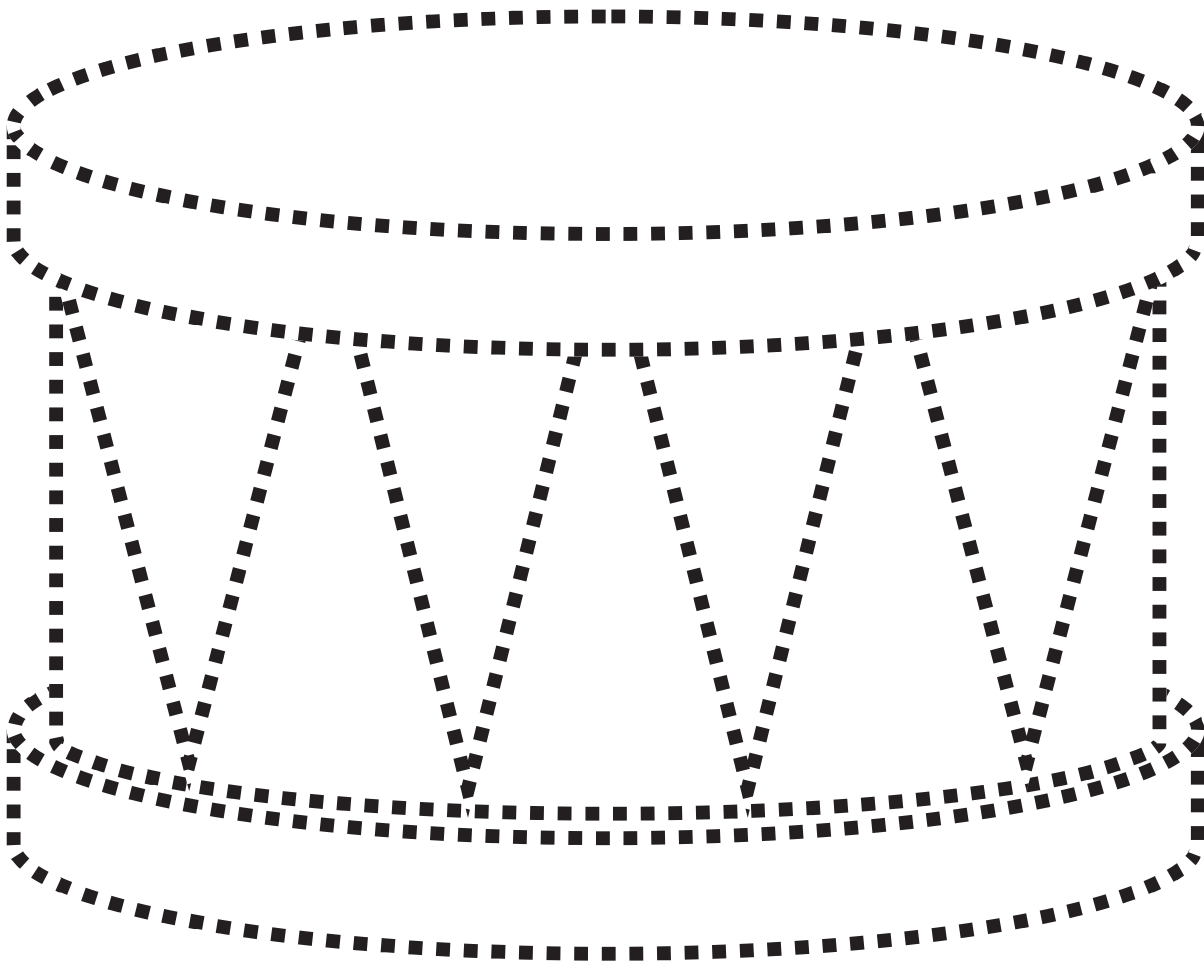
URSO



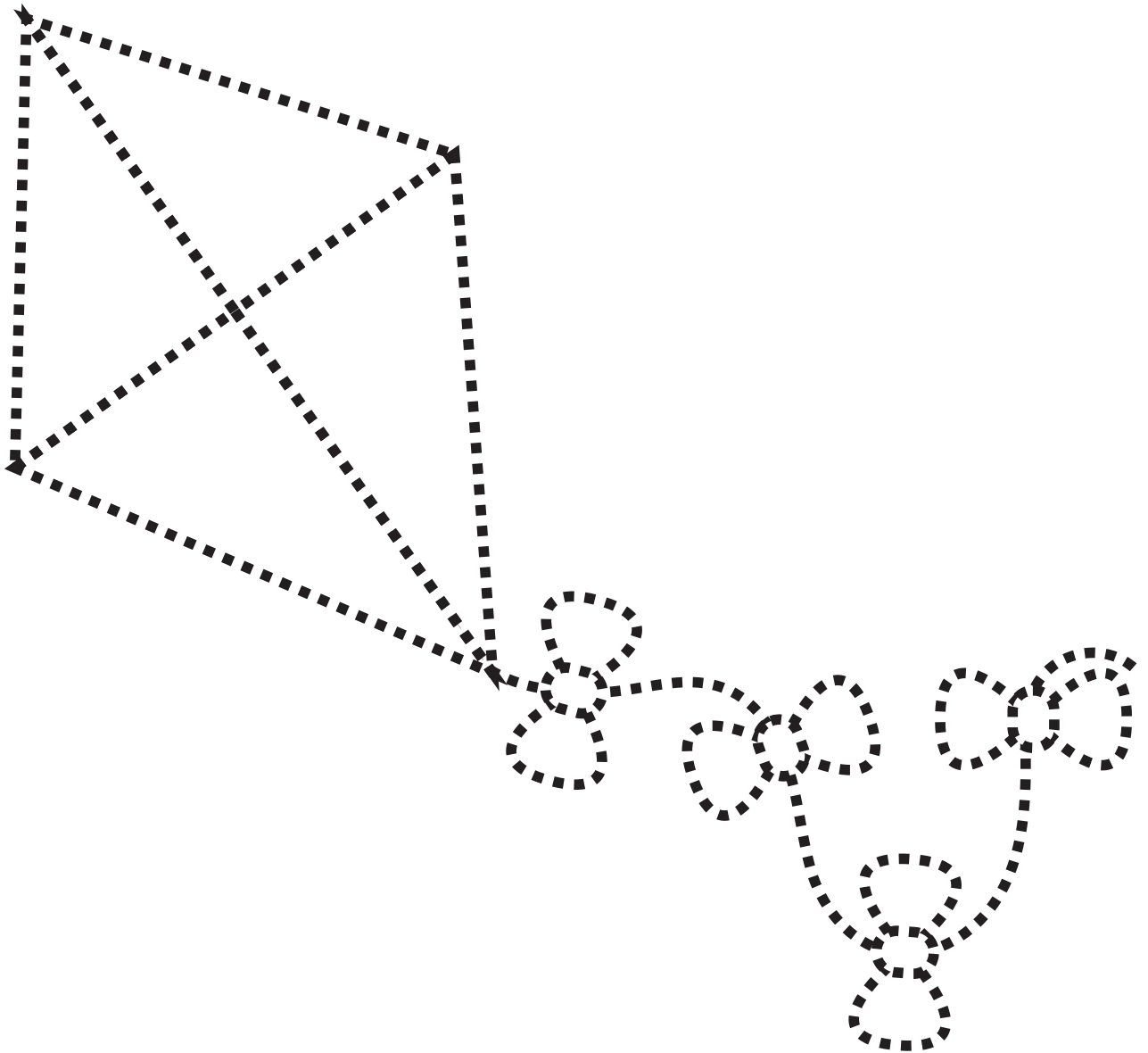
BOLA



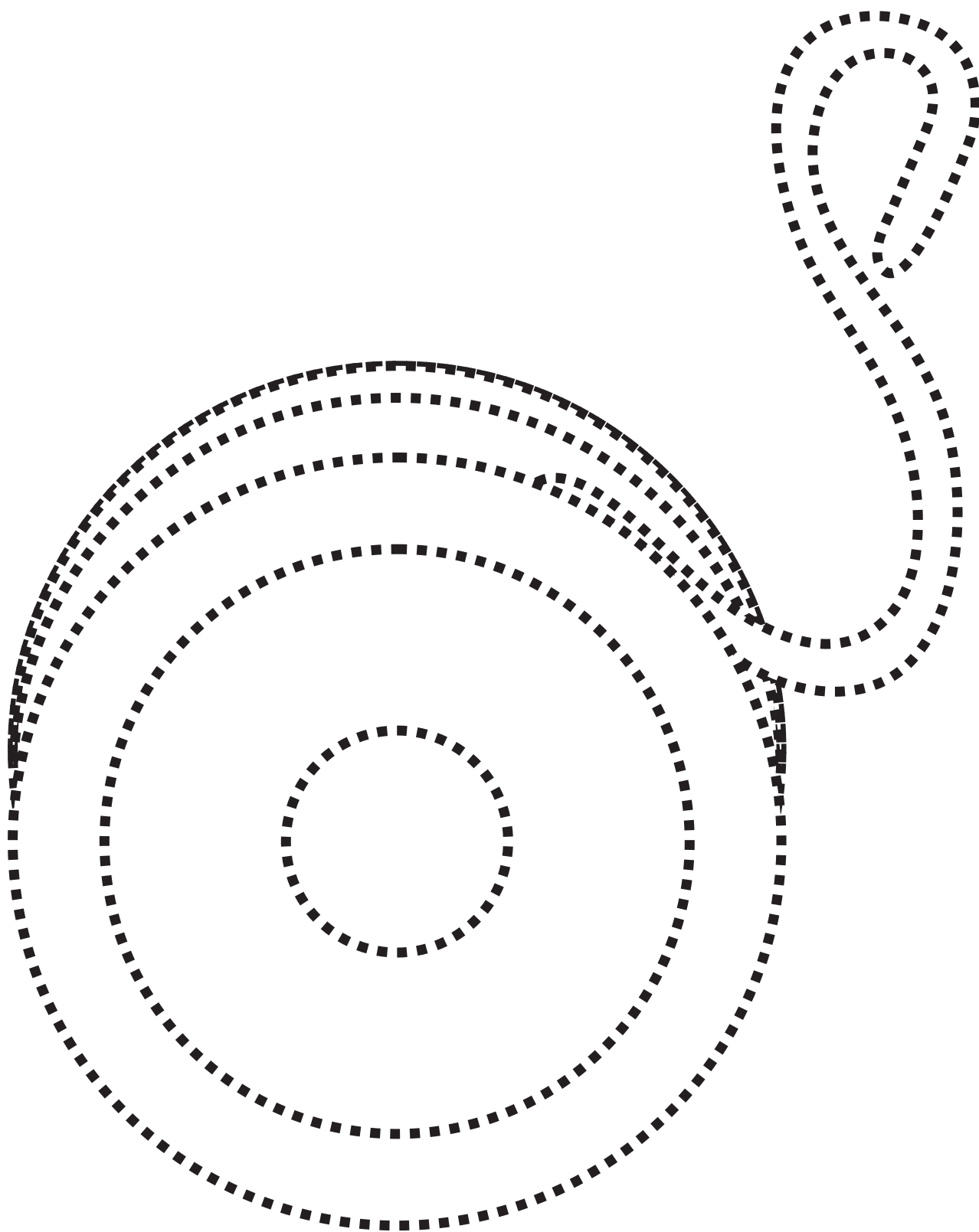
TAMBOR




PIPA



I O I O




TRENTZINHO




TRENTZINHO

CATAVENTO




CATAVENTO

DINOSSAURO



DINOSSAURO

SOLDADINHO



SOLDADINHO

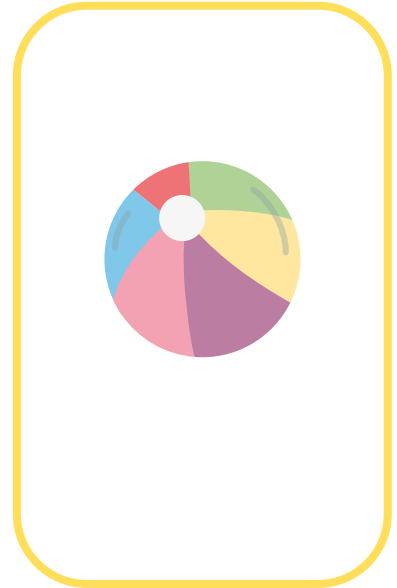


BONECA






BONECA

CONTANDO BRINQUEDOS

Conte e relacione.



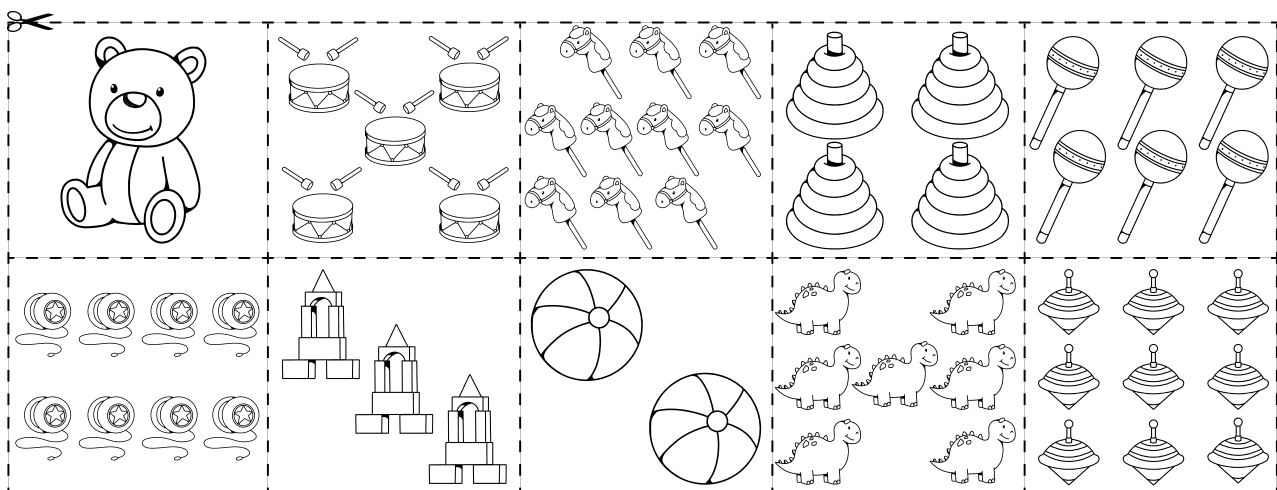
3 - 4 - 5 - 2 - 1 - 6




Números do 1 ao 10

Cuente, recorte e cole os conjuntos de brinquedos no número que corresponde.

1	2	3	4	5
6	7	8	9	10





BLOCOS




BOLA



CARRINHO



TORRE



BLOCOS DE ENCAIXAR




PIPA




DINOSSAURO



TRENTINHO




FOGUETE



CATAVENTO



**BLOCOS DE
CONSTRUÇÃO**




ÁBACO



**BOLA DE
BASQUETE**



XILOFONE



**BOLA DE
FUTEBOL**



TAMBOR




IOIÔ




CAMINHÃO




HELICÓPTERO



ROBÔ



BINÓCULO



TELEFONE




BARCO



MICROSCÓPIO

Toys matching

Recognize the names of each toy and then match the images to their corresponding names. See example.



BOLA

TREM

URSIONHO

ROBÔ

BICICLETA

PIPA

BONECA


BRINQUEDOS

ESCREVA AS PALAVRAS NO SEU ESPAÇO CORRETO.


URSINHO / DAMAS / VIDEOGAME / BONECA
BOLA / PIPA / ROBÔ / QUEBRA-CABEÇA / BLOCOS




.....



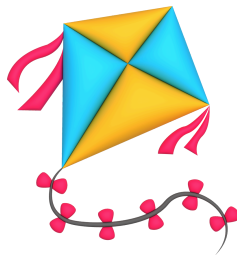
.....



.....



.....




.....



.....



.....



.....



.....

BRINQUEDOS

Oi! Meu nome é João. Pode me ajudar a colorir os meus brinquedos?



- 1 UMA BOLA VERDE
- 2 UM CARRO AMARELO.
- 3 UMA BONECA ROSA.
- 4 UMA BICICLETA AZUL.
- 5 UM TAMBOR ROXO.
- 6 UM URSINHO VERMELHO.



LEIA COM ATENÇÃO E MARQUE A OPÇÃO CORRETA.



CARLOTA ESTÁ MUITO FELIZ COM SEU DESENHO.



CARLOTA SE RELAXA ENQUANTO TOMA BANHO.



CARLOTA GANHOU NA BRINCADEIRA DO SACO.





CARLOTA E MIGUEL LIMPAM SUAS SALAS DE AULA.



CARLOTA ESTÁ FELIZ COM SEUS NOVOS BRINQUEDOS.




O GATO NEGRO MIA SUAVE QUANDO QUER MIMOS.




CARLOTA BRINCA DE MÉDICO.

DO MENOR AO MAIOR

1) Observe os preços dos brinquedos e ordene-os do mais barato ao mais caro.




R\$ 6



R\$ 12



R\$ 18



R\$ 20



R\$ 9

.....


.....

2) Complete as orações.


O brinquedo mais barato é:

O brinquedo mais caro é:


Pinte o ursinho de pelúcia.




Pinte o balancinho




Pinte o macaquinho de pelúcia.




Pinte o patinho de puxar.




Pinte o carrinho.



Pinte o avião.



Pinte o caminhão.



Mais recursos
EDUCATIVOS

educlub

www.educlub.com.br