

POSSO CONTAR ATÉ





100

Preencha os espaços com os números que faltam, de 1 a 100.

	2	3				7	8	9	
11			14	15	16	17	18	19	20
	22	23	24	25		27	28	29	
	32		34	35	36			39	40
	42	43		45	46		48	49	
51	52		54		56	57			60
61		63	64		66		68	69	
	72		74	75	76		78	79	80
81		83		85	86	87		89	90
91	92		94		96	97		99	

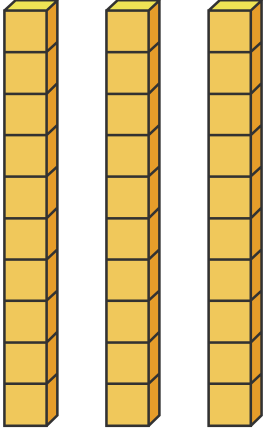
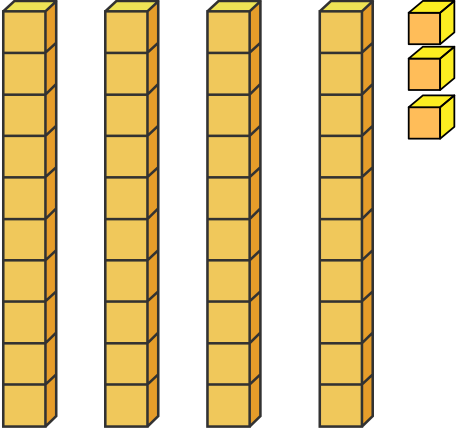
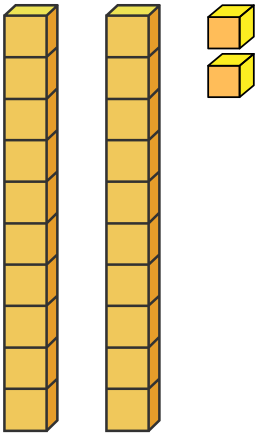
DICTADO DE NÚMEROS

Ouçã com atençãõ os números que o professor(a) vai ditar e escreva cada um deles dentro de uma nuvem diferente.



MATERIAL DORADO

Lembre-se: a barrinha vale 10 (dezena) e o cubinho vale 1 (unidade). Conte as peças e escreva o número correspondente no quadradinho ao lado.

SUCCESSOR E ANTECESSOR

Quem são os vizinhos? Observe o número que está no meio e escreva quem vem imediatamente antes e quem vem logo depois dele.

8	9	10
---	---	----

<input type="text"/>	7	<input type="text"/>
----------------------	---	----------------------

<input type="text"/>	6	<input type="text"/>
----------------------	---	----------------------

<input type="text"/>	11	<input type="text"/>
----------------------	----	----------------------

<input type="text"/>	3	<input type="text"/>
----------------------	---	----------------------

<input type="text"/>	3	<input type="text"/>
----------------------	---	----------------------

<input type="text"/>	5	<input type="text"/>
----------------------	---	----------------------

<input type="text"/>	5	<input type="text"/>
----------------------	---	----------------------

<input type="text"/>	12	<input type="text"/>
----------------------	----	----------------------


<input type="text"/>	4	<input type="text"/>
----------------------	---	----------------------

<input type="text"/>	18	<input type="text"/>
----------------------	----	----------------------

<input type="text"/>	2	<input type="text"/>
----------------------	---	----------------------

DEZENA E MEIA DEZENA

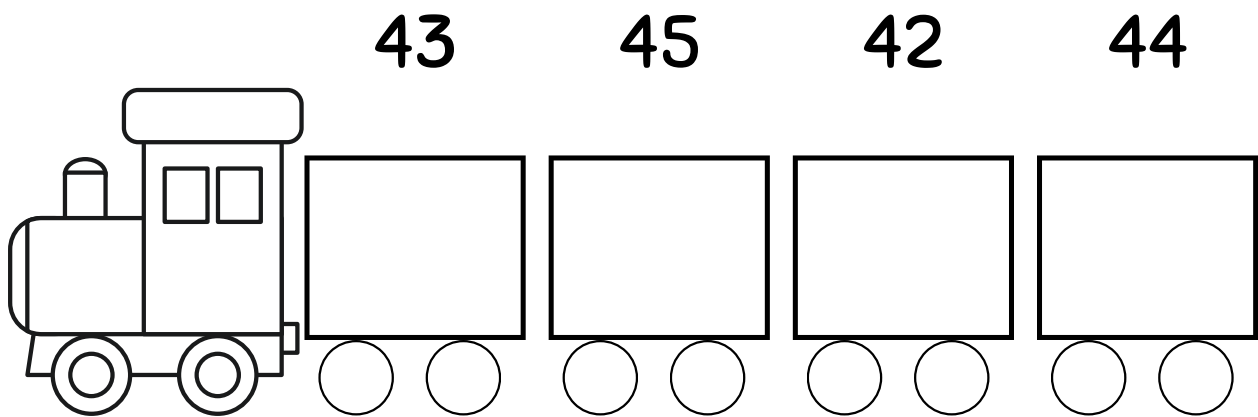
Vamos colorir! Pinte uma dezena (10) de maçãs de vermelho e meia dezena (5) de maçãs de verde. Quantas maçãs você pintou ao todo?



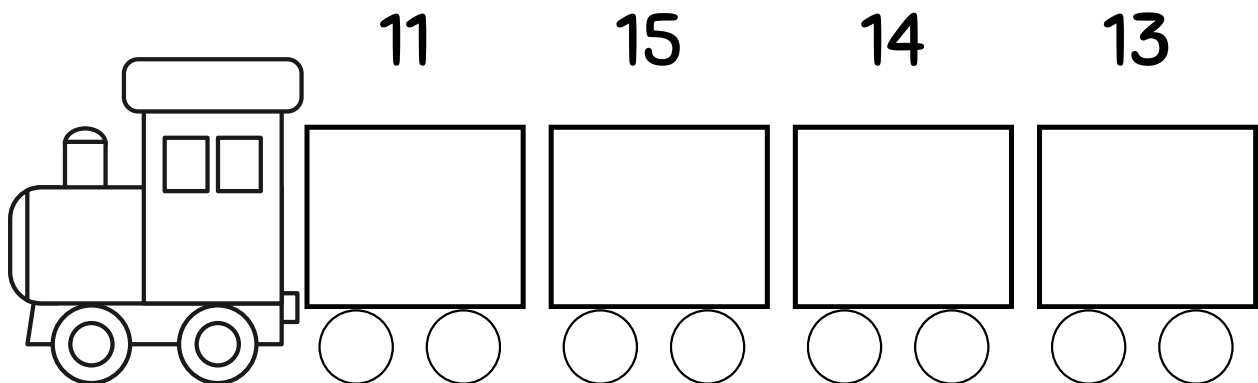
ORDEM CRESCENTE E DECRESCENTE

Organize os números abaixo: primeiro, coloque-os do menor para o maior (subindo a escada) e depois do maior para o menor (descendo a escada).

Ordem crescente: do menor ao maior



Ordem decrescente: do maior ao menor



CONTINHAS DE ARMAR

Vamos praticar! Monte as operações dentro das casinhas da Dezena (D) e Unidade (U) e resolva as somas e subtrações com atenção.

$$\begin{array}{r} 24 \\ + 12 \\ \hline \end{array}$$

$$\begin{array}{r} 36 \\ + 24 \\ \hline \end{array}$$

$$\begin{array}{r} 47 \\ + 10 \\ \hline \end{array}$$

$$\begin{array}{r} 89 \\ + 23 \\ \hline \end{array}$$

$$\begin{array}{r} 92 \\ + 53 \\ \hline \end{array}$$

$$\begin{array}{r} 54 \\ - 13 \\ \hline \end{array}$$

$$\begin{array}{r} 18 \\ - 12 \\ \hline \end{array}$$

$$\begin{array}{r} 67 \\ - 32 \\ \hline \end{array}$$

$$\begin{array}{r} 70 \\ - 24 \\ \hline \end{array}$$

$$\begin{array}{r} 81 \\ - 49 \\ \hline \end{array}$$

$$\begin{array}{r} 93 \\ + 16 \\ \hline \end{array}$$

$$\begin{array}{r} 25 \\ + 22 \\ \hline \end{array}$$

$$\begin{array}{r} 37 \\ + 18 \\ \hline \end{array}$$

$$\begin{array}{r} 46 \\ + 24 \\ \hline \end{array}$$

$$\begin{array}{r} 50 \\ + 26 \\ \hline \end{array}$$

$$\begin{array}{r} 67 \\ - 37 \\ \hline \end{array}$$

$$\begin{array}{r} 72 \\ - 41 \\ \hline \end{array}$$

$$\begin{array}{r} 28 \\ - 11 \\ \hline \end{array}$$

$$\begin{array}{r} 16 \\ - 10 \\ \hline \end{array}$$

$$\begin{array}{r} 80 \\ - 46 \\ \hline \end{array}$$

PROBLEMINHA DAS FRUTAS

Leia o desafio: Ana tinha 15 laranjas e deu 4 para sua avó. Desenhe as laranjas, risque as que ela deu e escreva com quantas ela ficou no final.

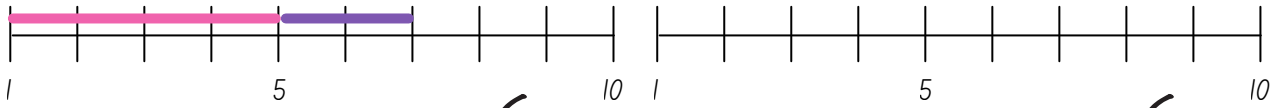
1. A turma da professora Ana resolveu fazer uma salada de frutas. Os meninos trouxeram 24 bananas e as meninas trouxeram 35 maçãs. Quantas frutas a turma tem no total para a salada?

2. Lucas adora colecionar figurinhas. Ele já tinha 42 figurinhas em seu álbum e ganhou mais 16 figurinhas de seu avô. Com quantas figurinhas Lucas ficou agora?

3. No jardim da escola havia 58 borboletas voando. Depois de um tempo, 26 delas voaram para outro parque. Quantas borboletas continuaram no jardim da escola?

RETA NUMÉRICA

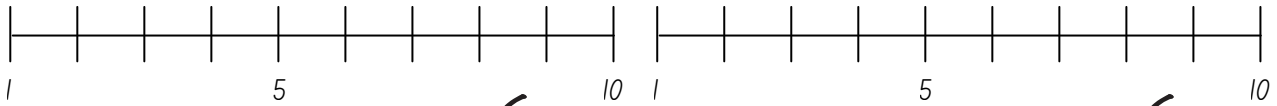

Use o sapinho para somar! Comece no primeiro número da conta e dê 'pulos' para frente na linha para descobrir onde ele vai chegar.




$5 + 2 =$



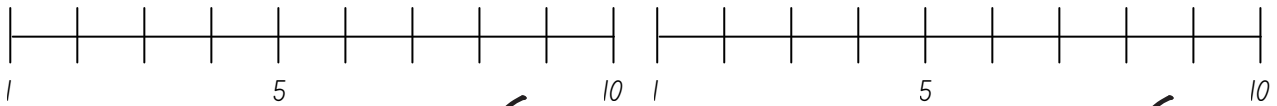

$6 + 3 =$




$3 + 2 =$




$5 + 4 =$



$1 + 4 =$



$4 + 2 =$




CALENDÁRIO DO MÊS

Consulte o calendário da sala e preencha este quadro com o nome do mês e os dias. Depois, circule com sua cor favorita o dia de hoje!


Mês: _____


DOM	SEG	TER	QUA	QUI	SEX	SÁB





QUE HORAS SÃO?


O ponteiro pequeno marca as horas e o grande marca os minutos. Olhe para os relógios e escreva o horário exato que cada um está marcando.








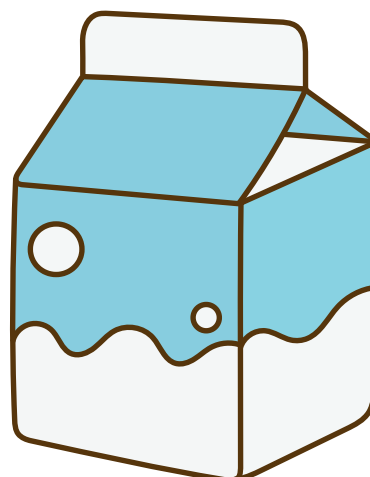









O QUE COMPRAMOS NO QUILO?

No supermercado, usamos a balança para pesar alguns produtos. Circule apenas os desenhos dos alimentos que compramos por quilo (kg).



SISTEMA MONETÁRIO









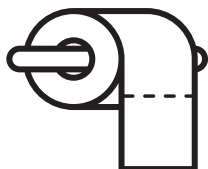
Vamos às compras! Observe as notas de Real desenhadas, some os valores e escreva quanto dinheiro temos em cada conjunto.



Total:




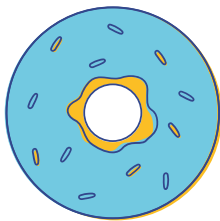

CAÇA ÀS FORMAS

Observe a figura e use cores diferentes para pintar os círculos, quadrados, triângulos e retângulos. Depois, conte quantos você achou de cada um.



SÓLIDOS GEOMÉTRICOS

Ligue os objetos reais (como a bola ou a caixa) à forma geométrica que mais se parece com eles. Use a régua para fazer um traço bem reto!







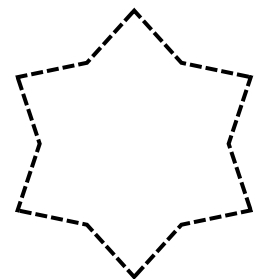



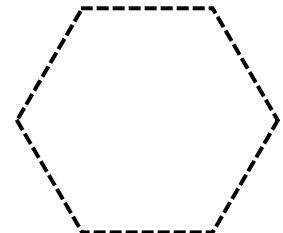
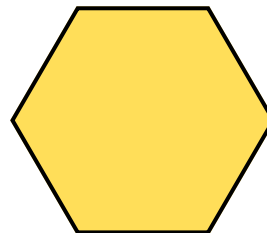

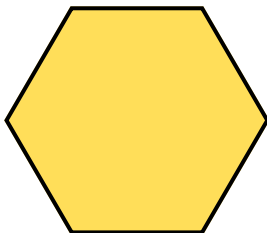
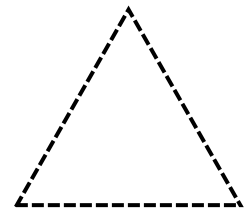
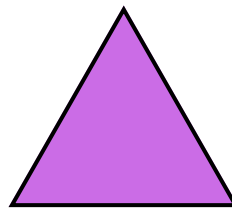
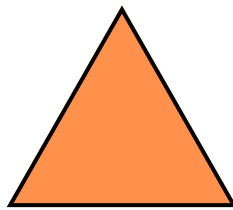
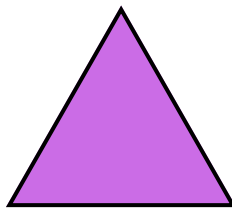
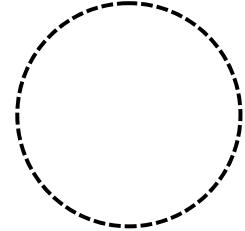



SIMETRIA

Complete o desenho! Olhe para o lado esquerdo da borboleta e tente desenhar o lado direito exatamente igual, seguindo os quadradinhos da malha.



DESAFIO LÓGICO

O que vem a seguir? Descubra o segredo da sequência de cores e formas e continue o desenho nos espaços vazios.



Mais recursos **EDUCATIVOS EM**

educlub

www.educlub.com.br